

My VERMONT HISTORY TREK Scorecard

Record the points you've earned. When you have earned 150 points and visited at least two historic sites you'll get your prize - a Vermont History Trek baseball cap plus free admission to Vermont State-Owned Historic Sites for the rest of this year, as well as all of next year!

Vermont State-Owned Historic Sites	20 points for each site you visited:	20 points for each special event you attended:	Total activity points earned at each site you visited:	Total points for this site:
Bennington Battle Monument				
Chimney Point				
Hubbardton Battlefield				
Justin Morrill Homestead				
Mount Independence				
Old Constitution House				
President Calvin Coolidge				
President Chester A. Arthur				
Underwater Historic Preserves				
Vermont's Covered Bridges				

Grand Total _____

To get your prize, mail your journal (or a copy of it) and a CD of your photographs & videos to the address below. Original journals will be returned.

Vermont History Trek

c/o Vermont Division for Historic Preservation
1 National Life Drive
Montpelier, VT 05620-0501

Be sure to include your name, telephone number, email and mailing addresses.

More info/questions? Please contact: Elsa Gilbertson at (802)759-2412
or elsa.gilbertson@state.vt.us



VERMONT
HISTORY TREK

Discover what Vermont's history is all about.

State-wide Adventure Quest

Activity Guide

VERMONT
DIVISION FOR HISTORIC PRESERVATION
(802) 828-3051 / www.HistoricVermont.org/sites

The graphic features a large green outline of Vermont with two hikers, a dog, and a cow. A yellow sign at the top reads 'VERMONT HISTORY TREK'. To the right, a circular seal says 'VERMONT FREEDOM & JUSTICE'. Below the map are icons for a footprint, a quill pen, a handprint, and a question mark. At the bottom left is an illustration of a person kneeling by a stream.

GET READY FOR YOUR TREK

PICK A SITE TO VISIT:

- Read about each site on www.historicvermont.org/sites.

READ THE HISTORY TREK ACTIVITIES:

- Decide which ones you want to do at the site(s) you visit.

PLAN WHAT YOU'LL NEED:

- Make a History Trek Journal. Bind together ten photocopies of pages 13 & 14, create your own cover and use page 15 as your back cover!
- Pack a snack and something to drink.
- Be ready to do your Trek Activities and to keep records. Pack your Vermont History Trek Activity Guide, journal, a camera, sketchpad, pencils and watercolors.
- Dress for the weather. Wear comfortable shoes and bring extra clothing for a change in the weather. Sunscreen and insect repellent might come in handy too.

After your site visit, record your activities in your journal and keep track of your points.

Remember: when you reach **150 points** and have visited at least two Historic Sites, submit your journal (or a copy of it) and a CD of your photographs & videos to the address below. Original journals will be returned.

We'll check your points, and if you meet the requirements... you'll receive your prize -

a Vermont History Trek Baseball Cap!

Wear the cap when you visit any of the Vermont State-Owned Historic Sites this year and next, and you and your family will be admitted for **FREE**.

If you have any questions, or need some help, call (802)759-2412 or email elsa.gilbertson@historicvermont.org.

HISTORY TREK POINTS BUILDER

There are lots of ways to explore what history is all about. Complete Vermont History Trek activities to earn 150 points for your Vermont History Trek prize!

KEY:



-- Write, draw or paint in your journal.



-- Create it and photograph it. Paste photographs in your journal.




-- Do it! Ask someone to photograph you in action. Paste photographs in your journal.



-- Did you know?

COMPLETE THESE ACTIVITIES IN YOUR JOURNAL.



PEOPLE MAKE HISTORY

PEOPLE YESTERDAY:



The Historic Site that you are visiting once had people living or working here. Is there someone from history that you would like to have known? Identify who it is, and write 3 questions that you would ask him or her. **(10pts)**



If you had lived or worked at this site, write about one thing you would have liked, and one thing you wouldn't have liked. **(5pts)**



Back at home, make a doll, puppet or action figure of one of the people who lived or worked at the site your visited. **(20pts)**

→ Bonus: Ask someone to film you interviewing your doll, puppet or action figure about his or her life. Insert a CD copy of the video when you submit your journal. **(20pts)**



PEOPLE TODAY:

Take notice of the people working at the historic sites you visit. At small museums and historical sites sometimes one person does a lot of jobs – maybe even all of these:

- **CURATOR:** this person knows all about the history of the buildings, objects and people associated with the site. He or she develops the exhibits.
- **COLLECTIONS MANAGER:** this person is responsible for taking care of the museum's objects and art work.
- **MUSEUM EDUCATOR:** this is the museum's in-house teacher. He or she leads tours and workshops and works with children.



Did you see or talk with someone whose job sounded like something you'd like to do? Would you like to have one of the jobs described here? What about the job would you like best? What would you do on your first day of work? **(10pts)**



Do you know anyone who has made history? Have you set any records or received any awards? Do you know anyone who has? Make a drawing of an exhibit that explains why you, or someone else you know, is famous. **(15pts)**

NATURE MAKES HISTORY



Take a walk around the site, or on one of the special hiking trails. **(15pts)**



Create a drawing or painting of the view from your walk or hike. Include animals and plants from history. How did people from history use this land? **(15pts)**



Identify and photograph (or draw) trees, flowers, birds, rocks, animal tracks, animal habitat, or plants. Put a star beside items that helped people who lived or worked here. **(15pts)**

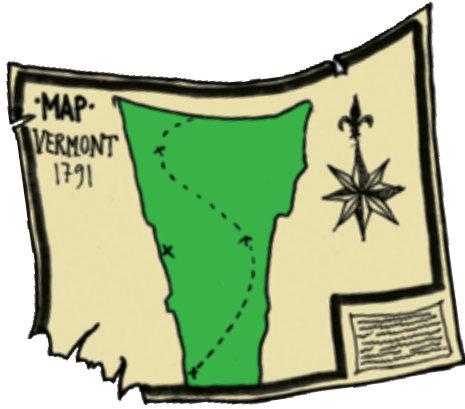


Did the land, water, or weather at this site influence history? For example, if you visited the Hubbardton Battlefield, the answer is yes! Write about the influence of nature on history at the site you visited. **(10pts)**



Read about shipwrecks on Lake Champlain at www.historicvermont.org/sites/html/underwater.html. What ship went down because of a severe storm? **(10pts)**

HISTORY CLUES



Maps contain all kinds of information about people and places, frozen in time.




Draw a map of where you visited. Include any special locations on the map, or show the route of your explorations of the site. **(15pts)**

People who have lived before us have left things behind. Some of these objects have been covered by soil or water, but others are still visible. Archeology is all about studying these remains.



Are there any archeological objects still visible at the site you visited? A stonewall, or a house foundation? Draw and label something you saw outdoors. **(10pts)**

Sometime archeologists carefully search for objects that have been covered with soil. Perhaps Native American stone tools, early



Make a time capsule documenting your life so far. Learn how by watching this YouTube video: www.youtube.com/watch?v=n5eL81RXxXE **(20pts)**

Before photography, the only way to save an image was to draw or paint it. Old paintings, songs, and even stories and plays give historians information about history.



Draw a detailed picture or painting about life in 2011 that can be a record for future historians. **(15pts)**



Write and perform a song, skit or a play about the history you learned. **(20pts each)**

Models contain detailed information about how something was made and used.

- Make a model of something you saw at the historic site. Some ideas: a tool, a barn, an artifact, a monument. **(15pts)**

Letters and diaries sometimes tell historians both the facts and the feelings.



Write a letter to a real or imaginary person who lived at or visited the historic site. Ask the person questions about his or her life. **(10pts)**

settler's metal tools, or bits of dishes and bottles are found and included in exhibits.



Draw and label an archeological find that is on exhibit. **(10pts)**

A time capsule is intentional archeology.



ENCOUNTERS WITH HISTORY

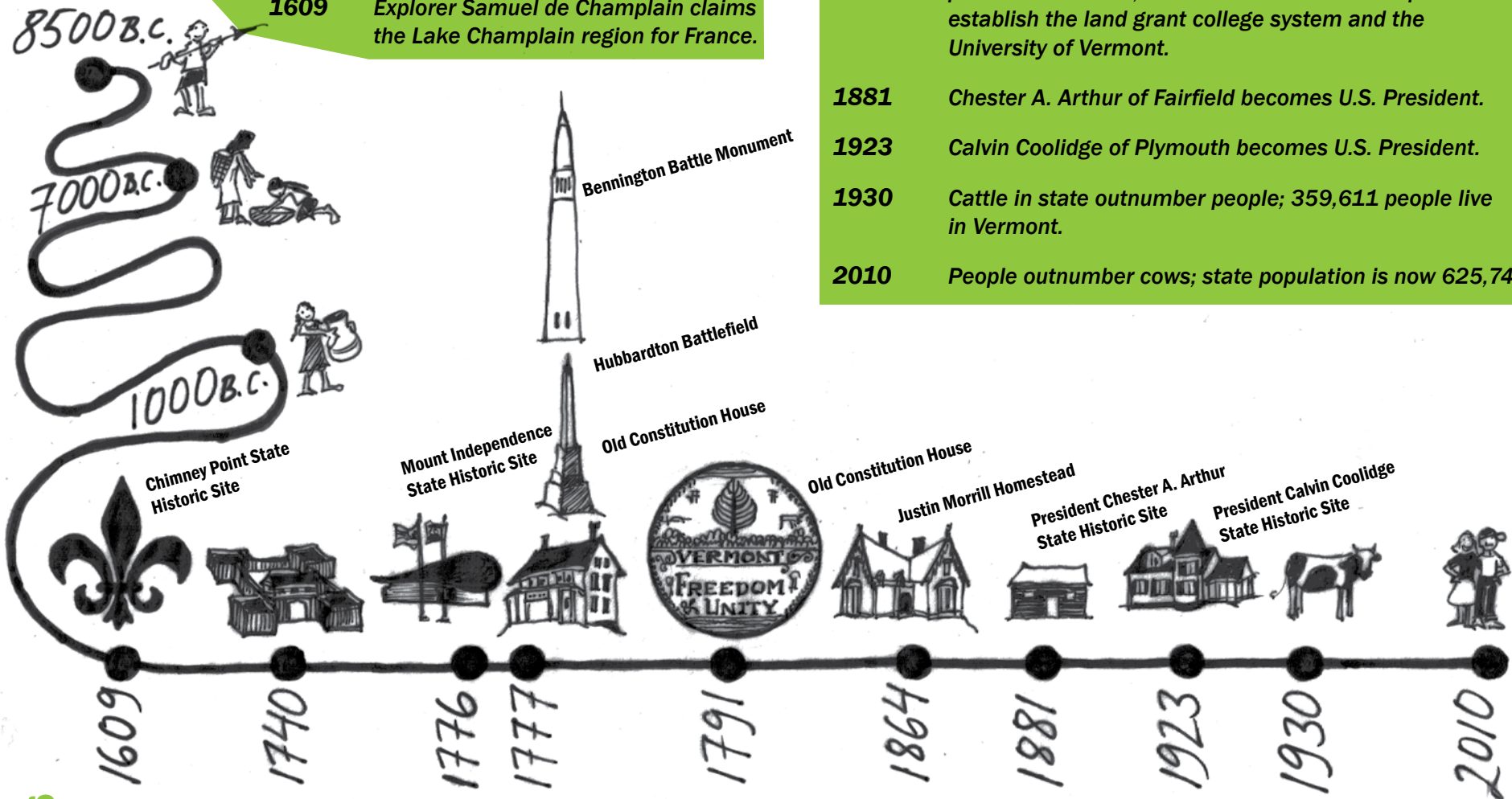
8500 B.C. Paleo-Indians begin to explore and hunt in Vermont.

7000 B.C. Native Americans begin to move seasonally around Vermont to live, hunt, gather, and fish.

1000 B.C. Native Americans establish villages and develop trade networks, and ceramic and bow and arrow technology.

1609 Explorer Samuel de Champlain claims the Lake Champlain region for France.

- 1731** French build a fort and begin settlement, under Seigneur Gilles Hocquart, at Chimney Point.
- 1776** United States declares Independence. Start of construction of American fort, Mount Independence in Orwell.
- 1777** Battles of Hubbardton & Bennington are fought. Vermont declares itself a republic in Windsor and is the first to outlaw slavery in its constitution
- 1791** Vermont joins the United States as the 14th state.
- 1864** The northern-most land action in the Civil War takes place in St. Albans, Vermont. Justin Morrill helps to establish the land grant college system and the University of Vermont.
- 1881** Chester A. Arthur of Fairfield becomes U.S. President.
- 1923** Calvin Coolidge of Plymouth becomes U.S. President.
- 1930** Cattle in state outnumber people; 359,611 people live in Vermont.
- 2010** People outnumber cows; state population is now 625,741.





Attend a special program or special event. Find out what's happening where, and when, at www.historicvermont.org/events **(20pts)**



A Site Interpreter is a person who can tell you about where you are visiting. Ask a Site Interpreter questions about the site. **(10pts)**



Museums tell stories in exhibits. Have someone film you explaining what an exhibit is about, or tell the story in your journal. **(15pts)**



Many of our 21st century kitchen, home and work tools are powered by electricity. Draw a picture of an old tool that does the same job "by hand". **(10pts)**



Find out more about what you learned at an historic site. Read a book or do research on the Internet. **(15pts)**



Make a timeline of your life, or the life of someone you know. **(15pts)**



Complete a Vermont State-Owned Historic Sites scavenger hunt or puzzle. Ask for these at each site, or download at www.historicvermont.org/sites. **(15pts each)**



SPREAD THE WORD ABOUT VERMONT HISTORY



Bring at least one person under the age of 15 years old with you when you visit an historic site. **(15pts)**



Post a message on www.facebook.com/pages/Vermont-State-Historic-Sites/312675181273 telling why more kids should visit historic sites. **(15pts)**



Create a movie and post on the internet. **(20pts)**


LOOKING FOR EXTRA CREDIT?

You might want to go to "Vacation School".
For every history lesson that you complete, earn an extra 15 points.
You'll find some lessons here:


Mount Independence: www.historicvermont.org/mountindependence
Hubbardton Battlefield: www.historicvermont.org/hubbardton
Underwater Historic Shipwrecks: http://www.lcmm.org/images/img_education/img_lesson_plans/shipwrecks_rov_lessons.pdf

Today's date:
I visited:

My points:



Today's date:
I visited:



My points:

